











The floor plan illustrates the layout of the first floor, featuring a central corridor and various functional areas. Key rooms include:

- Portineria** (Reception area) on the right side.
- Bar** and **Magazzino** (Storage room) in the upper right section.
- Laboratorio cucina** (Kitchen) and **Laboratorio Pasticceria** (Bakery) in the upper left section.
- Sala ricevimenti** (Reception hall) in the lower left section.
- Sala prima colazione** (First breakfast hall) in the lower right section.
- Laboratorio cucina 1** and **Laboratorio cucina 2** (Kitchens) in the lower middle section.
- Spogliatoio** (Shower) and **Bagno** (Bathroom) in the central area.
- WC** (Restrooms) and **Lavaggio stoviglie** (Dishwashing area) in the upper middle section.
- Cella frigorifera** (Refrigerator room) and **WC disabili** (Disabled restrooms) in the upper right section.
- Centrale idrica e antincendio** (Central heating and fire alarm system) in the upper right corner.
- Ingresso** (Entrance) marked on the right side.
- Sottoscala** (Staircase) in the central area.
- Pozzo luce** (Light well) in the central area.

Architectural floor plan of the first floor of the Liceo Scientifico "G. Galilei" in Palermo. The plan shows a central corridor (Corridoio) connecting various rooms. On the left side, there are two large Aulas (Aula) and an Archivio. The top section includes a Sala insegnanti, Sala computer, Archivio, Segreteria didattica, and Ufficio. The bottom section features a Sala computer, Reparto Amministrativo, and Presidenza. A central area contains a Pozzo luce, multiple WC, and a Bidelleria. Staircases are located at the top right and bottom center.

LEGENDA SIMBOLI	
	TUBAZIONE ACQUA FREDDA MULTISTRATO
	TUBAZIONE ACQUA CALDA MULTISTRATO
	TUBAZIONE ACQUA FREDDA/CALDA INTERNA ALL'ALLOGGIO
	TUBAZIONE DI SCARICO IN POLIETILENE
	VALVOLE DI ARRESTO
	COLLETTORE IDRICO/COLMATAZIONE
	COLONNINA MONTANTE DN 110
	POZZETTO INTERNO WC
	RIDUTTORE DI FLUSSO
	COLLETTORE DI SCARICO

<div style="display: flex; justify-content: space-between; align-items: center;"> <div style="text-align: left;"> <h1 style="margin: 0;">STUDIO DI INGEGNERIA DELLE STRUTTURE</h1> <p style="margin: 0;">VIA LUDOVICO ARDOSTO N.34 - 87100 COSENZA - TEL. +39 0984 795483 - EMAIL: INFO@STUDIOFANIGLIULO.IT</p> </div> <div style="text-align: right;"> <h1 style="margin: 0;">DR. ING. FRANCESCO FANIGLIULO</h1> </div> </div>																			
Rif./Rev.	Progetto	Data	Redattore																
	Bozza																		
	Preliminare																		
	Definitivo	28.02.2017	ing. francesco Fanigliulo																
	Esecutivo	02.12.2020	ing. francesco Fanigliulo																
Nr. Tav.:	01/ISR	Scala:	1:100																
Rev.																			
<p>Contenuto Tavola:</p> <p style="text-align: center;">Adeguamento Impianto Idrico Sanitario Pianta Piano Terra e Piano Primo</p>																			
<p>Rif./Rev.</p> <table border="1" style="width: 100%; border-collapse: collapse;"> <tr><td style="width: 25%; height: 20px;"></td><td style="width: 25%; height: 20px;"></td><td style="width: 25%; height: 20px;"></td><td style="width: 25%; height: 20px;"></td></tr> <tr><td style="height: 20px;"></td><td style="height: 20px;"></td><td style="height: 20px;"></td><td style="height: 20px;"></td></tr> <tr><td style="height: 20px;"></td><td style="height: 20px;"></td><td style="height: 20px;"></td><td style="height: 20px;"></td></tr> <tr><td style="height: 20px;"></td><td style="height: 20px;"></td><td style="height: 20px;"></td><td style="height: 20px;"></td></tr> </table>																			
<p>Collaboratore/i</p> <div style="height: 100px;"></div>																			
<p>Approvazioni</p> <table border="1" style="width: 100%; border-collapse: collapse;"> <tr><td style="width: 25%; height: 40px;"></td><td style="width: 25%; height: 40px;"></td><td style="width: 25%; height: 40px;"></td><td style="width: 25%; height: 40px;"></td></tr> <tr><td style="height: 40px;"></td><td style="height: 40px;"></td><td style="height: 40px;"></td><td style="height: 40px;"></td></tr> <tr><td style="height: 40px;"></td><td style="height: 40px;"></td><td style="height: 40px;"></td><td style="height: 40px;"></td></tr> <tr><td style="height: 40px;"></td><td style="height: 40px;"></td><td style="height: 40px;"></td><td style="height: 40px;"></td></tr> </table>																			
<p>Progettista</p> <p style="text-align: center;">dr.ing. Francesco Fanigliulo via L. Ariosto, 34 - 87100 Cosenza</p>																			
<p>Direttore dei Lavori</p>																			



PROVINCIA DI COSENZA
Settore Edilizia
Corso Telesio, 17 - 87100 Cosenza



IPSSAR DI CASTROVILLARI